

Washington State Fetal Alcohol Syndrome Diagnostic & Prevention Network (FASDPN)

Interdisciplinary FASD diagnostic evaluations using the
FASD 4-Digit Diagnostic Code

Susan (Astley) Hemingway PhD

Professor of Epidemiology/Pediatrics
University of Washington Seattle WA USA

Director: Fetal Alcohol Syndrome Diagnostic & Prevention Network (FASDPN)

astley@uw.edu



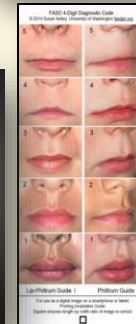


FASD diagnostic evaluations were conducted in WA and AK by interdisciplinary teams using the FASD 4-Digit Code

Interdisciplinary Diagnostic Team



- Pediatrician
- Psychologist
- Speech Language Pathologist
- Occupational Therapist
- Social Worker
- Family Advocate

Free Diagnostic Tools

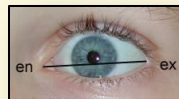


The diagnostic evaluation is conducted in one 4-hour appointment and generates a comprehensive diagnostic summary report and intervention recommendations.

Introduction to the FASD 4-Digit Diagnostic Code

Abbreviated Case-Definitions of 4-Digit Code

	3	4	3	4
4	H and W ≤ 3 %	All 3 features	Structural / Neurological Abnormalities	Confirmed High
3	H or W ≤ 3 %	2.5 features	Severe Dysfunction	Confirmed
2	H and W all else	1-2 features	Moderate Dysfunction	Unknown
1	H and W > 10 %	No features	No Dysfunction	Confirmed Absent
	Growth	Face	Brain	Alcohol



4-Digit Codes cluster into Diagnostic Categories

FAS / Alcohol Exposed

2433 3433 4433 2434 **3434** 4434
2443 3443 4443 2444 3444 4444 etc.

Static Encephalopathy / Alcohol Exposed

3133 3233 4133 4233 3134 3234 4134
4234 3143 3243 4143 4243 3144 3244 etc.

3 Diagnoses under the FASD Umbrella					
	Diagnosis	Growth	FAS Face	Brain	Alcohol
1. FAS	<u>Fetal Alcohol Syndrome</u>	growth	face	severe	alc
2. SE/AE	Static Encephalopathy / Alc Exposed			severe	alc
3. ND/AE	Neurodevelopmental Disorder/Alc Exposed			moderate	alc

Sharing the Diagnosis with the Family

FASD 4-Digit Code						
	4	4	3	4	3	4
Rank 4	severe	all 3 features	abnormal structure/neurology	high	high	high
Rank 3	moderate	2.5 features	severe dysfunction	some	some	some
Rank 2	mild	1-2 features	moderate dysfunction	unknown	unknown	unknown
Rank 1	normal	no features	normal function	none	none	none
	Growth	Face	Brain	Prenatal Alcohol	Other Prenatal Risks	Other Postnatal Risks

FASD Umbrella					
3 Diagnoses under the FASD Umbrella		Growth	FAS Face	Brain	Alcohol
1. FAS	<u>Fetal Alcohol Syndrome</u>	growth	face	severe	exposed
2. SE/AE	Static Encephalopathy / Alc-Exposed			severe	exposed
3. ND/AE	Neurodevelopmental Disorder / Alc-Exposed			moderate	exposed

All FASD 4-Digit Code diagnostic tools, forms and trainings are FREE

Training opportunities are posted here: <https://depts.washington.edu/fasdpn/htmls/training.htm>

- 1-Day Observation of FASDPN clinic (in person or remote).
- 2-Day FASD diagnostic Team Training (in person or remote)
- 4-Digit Code Online Course

Diagnostic Tools and Forms are posted here: <https://depts.washington.edu/fasdpn/htmls/diagnostic-tools.htm>

- 4-Digit Code Diagnostic Guide (2024).
- Lip-Philtrum Guides
- FAS Facial Photographic Analysis Software (2026)
- 4-Digit Code Diagnostic Forms

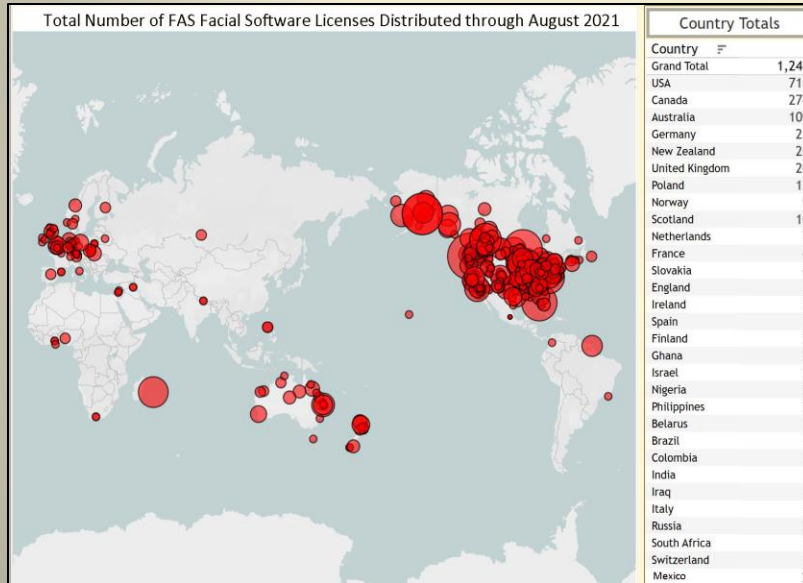
Submit our order form to obtain the free Lip-Philtrum Guides, Facial Software and 4-Digit Code Online Course.

<https://depts.washington.edu/fasdpn/pdfs/guideorder.pdf>

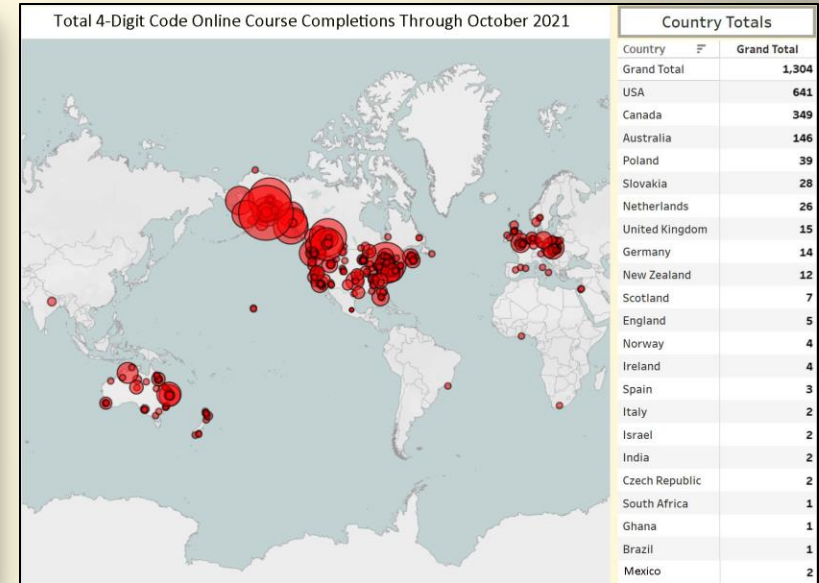
Contact Susan (Astley) Hemingway PhD for more details astley@uw.edu

The FASDPN has trained over 150 diagnostic teams and thousands of clinicians in 62 countries.

FAS Facial Photographic Analysis Software



4-Digit Code Online Course



<https://depts.washington.edu/fasdpn/htmls/Tableau-FASDPN.htm>
Sharing outcomes worldwide.

University of Washington FASDPN Website

www.fasdpn.org



FAS Diagnostic & Prevention Network

FAS DPN: established 1993
Center on Human Development & Disability
University of Washington, Seattle WA

Table of Contents
What is the FAS DPN ?
Screening
Diagnosis & Tools
Surveillance
Intervention
Prevention
Training
Research
Literature
Links
Order Form
Russia
Disclaimer
Search
Contact Us
Directions

FASD Diagnostic Appointments

[Legislative Fact Sheet](#)

VALIDATION of the FASD 4-Digit Code

- Free Lip-Philtrum Guides with 3/4 views for iPhone/Tablet
- (2017) Comparison of 4-Digit Code & Hoyme Diag Systems
- (2016) Growth deficiency essential in FASD Diagnosis
- (2016) Updated FAS Facial Analysis Software
- Video introduction to FAS Facial Photo Analysis Software
- (2015) AAP recognizes FASDPN as national/international leader
- (2014) FASD Recommendations to WA Legislature
- (2014) Astley testimony to WA Legislature on FASD
- (2014) Value of a FASD Diagnosis: 20 yrs of Parent Surveys
- (2013) Validation of the FASD 4-Digit Code
- (2010) Profile of 1,400 WA FAS DPN Patients with FASD
- When is a philtrum Rank 4 or Rank 5?
- Animated Facial Photography and Measurement Instruction
- (2004) 4-Digit Diagnostic code
- FASD Prevention: Evidence of Success
- 4-Digit Code Online Course (over 1000 graduates)
- Palpebral fissure length measurement accuracy.
- PFL Z-score Calculator & Which Norms to Use



Interact with FASDPN Tableau Dashboards

Interact with our FASDPN
Tableau Dashboards

<http://depts.washington.edu/fasdpn/htmls/Tableau-FASDPN.htm>

Selected References: All available open access on our website

www.fasdpn.org/htmls/literature.htm

1. (Astley) Hemingway SJ. *Astley Hemingway Clinical Research Publications from 1985 to 2025 in a Single PDF*. [https://depts.washington.edu/fasdpn/pdfs/\(Astley\)%20HemingwayPublications1985-2025.pdf](https://depts.washington.edu/fasdpn/pdfs/(Astley)%20HemingwayPublications1985-2025.pdf)
2. Astley S, Claren S. **A fetal alcohol syndrome screening tool**. *Alcohol. Clin. Exp. Res.* 1995;19(6):1565-1571.
3. Astley SJ, Claren SK. **A case definition and photographic screening tool for the facial phenotype of fetal alcohol syndrome**. *J. Pediatr.* 1996;129:33-41.
4. Astley SJ, Claren SK. **Diagnosing the full spectrum of fetal alcohol exposed individuals: Introducing the 4-Digit Diagnostic Code**. *Alcohol Alcohol.* 2000;35:400-410.
5. Astley SJ, Bailey D, Tabbot C, Claren SK. **FAS primary prevention through FAS diagnosis: Part I. A comprehensive profile of 80 birth mothers of children with FAS**. *Alc & Alc* 2000;35(5):609-619.
6. Astley S, Stachowiak J, Claren S, Clausen C. **Application of the fetal alcohol syndrome facial photographic screening tool in a foster care population**. *J. Pediatr.* 2002;141(5):712-717.
7. Astley SJ. **Diagnostic Guide for Fetal Alcohol Spectrum Disorders: The 4-Digit Diagnostic Code**. 3rd ed. Seattle: University of Washington Publication Services; 2004.
8. Astley SJ. **Fetal alcohol syndrome prevention in Washington State: Evidence of success**. *Paediatric and Perinatal Epidemiology*, 2004;18:344-351.
9. Astley SJ, Olson HC, Kerns K, et al. **Neuropsychological and behavioral outcomes from a comprehensive magnetic resonance study of children with fetal alcohol spectrum disorders**. *Canadian Journal of Clinical Pharmacology*. 2009;16(1):e178-e201.
10. Astley SJ, Aylward EH, Olson HC, et al. **Magnetic resonance imaging outcomes from a comprehensive magnetic resonance study of children with fetal alcohol spectrum disorders**. *Alcohol. Clin. Exp. Res.* 2009;33(10):1-19.
11. Astley S. **Profile of the first 1,400 patients receiving diagnostic evaluations for fetal alcohol spectrum disorder at the Washington State Fetal Alcohol Syndrome Diagnostic & Prevention Network**. *Canadian Journal of Clinical Pharmacology*. 2010;17(1):e132-e164.
12. Jirikovic T, Gelo J, Astley S. **Children and youth with fetal alcohol spectrum disorders: Summary of intervention recommendations after clinical diagnosis**. *Intellectual and Developmental Disabilities*. 2010;48(5):330-344.
13. Astley S. **Canadian palpebral fissure length growth charts reflect a good fit for two school and FASD clinic-based U.S. populations**. *Journal of Population Therapeutics and Clinical Pharmacology*. 2011;18(2):e231-e241.
14. Astley SJ. **Validation of the fetal alcohol spectrum disorder (FASD) 4-Digit Diagnostic Code**. *J Popul Ther Clin Pharmacol* Vol 20(3):e416-467; November 15, 2013.
15. Astley SJ. **Twenty years of patient surveys confirm a FASD 4-Digit-Code interdisciplinary diagnosis afforded substantial access to interventions that met patients' needs**. *J Popul Ther Clin Pharmacol* Vol 21 (1) e81-e105; March 6, 2014.
16. Astley Hemingway SJ, Baldwin M, Pierce-Bulger M. **WA and AK statewide FASD diagnostic clinical networks: Comparison of 3 decades of 4-Digit Code Diagnostic Outcomes and Prenatal Alcohol Exposure Histories**. *Adv Pediatr Res* 10:072, 2024. doi: 10.35248/2385-4529.23.10.072.
17. Astley SJ, Bledsoe JM, Davies JK. **The essential role of growth deficiency in the diagnosis of fetal alcohol spectrum disorder**. *Advances in Pediatric Research* 3:9. doi:10.12715/apr.2016.3.9.
18. Kesmodel US, Nygaard SS, Mortensen EL, Bertrand J, Denny C, Gidewell A, Astley Hemingway SJ (2019) **Are Low-to-Moderate Average Alcohol Consumption and Isolated Episodes of Binge Drinking in Early Pregnancy Associated with Facial Features Related to Fetal Alcohol Syndrome in 5-Year-Old Children?** *ACER* 2019; 43(6):1199-1212 DOI: 10.1111/acer.14047 .
19. Astley Hemingway SJ, Bledsoe JM, Davies JK, Brooks A, Jirikovic T, Olson EM, Thome JC. (2019) **Twin study confirms virtually identical prenatal alcohol exposures can lead to markedly different fetal alcohol spectrum disorder outcomes - fetal genetics influences fetal vulnerability**. *Advances in Pediatric Research* 5:23.
20. Astley Hemingway SJ, Bledsoe JM, Brooks A, Davies JK, Jirikovic T, Olson EM, Thome JC. (2019) **Comparison of the 4-Digit Code, Canadian 2015, Australian 2016 and Hoyme 2016 fetal alcohol spectrum disorder diagnostic guidelines**. *Advances in Pediatric Research* 6:31. doi:10.35248/2385-4529.19.6.31 . Link to [video](#) for Figure 2C.
21. Astley Hemingway SJ (2020) **High facial specificity and positive predictive value are required to diagnose fetal alcohol syndrome when prenatal alcohol exposure is unknown**. *Advances in Pediatric Research* 7:44. doi: 10.35248/2385-4529.20.7.44
22. Astley Hemingway SJ, Davies JK, Jirikovic T, Olson EM. (2020) **What proportion of the brain structural and functional abnormalities observed among children with fetal alcohol spectrum disorder is explained by their prenatal alcohol exposure and their other prenatal and postnatal risks?** *Advances in Pediatric Research* 7:41.
23. Astley Hemingway SJ, Baldwin M, Pierce-Bulger M. (2023) **Washington and Alaska statewide FASD diagnostic clinical networks: Comparison of three decades of 4-Digit Code diagnostic outcomes and prenatal alcohol exposure histories**. *Advances in Pediatric Research* 10:072. doi: 10.35248/2385-4529.23.10.072. [Pubmed free access](#).
24. Astley SJ. **Diagnostic Guide for Fetal Alcohol Spectrum Disorders: The 4-Digit Diagnostic Code**. 4th ed. Seattle: University of Washington Publication Services; 2024.